



Wakefield Park Raceway

Round 3 : April 16 - 18



bLU cRU OCEANIA JUNIOR CUP

Qualifying 2



ASBK.COM.AU f t i y

Date: 17/04/21
 Event: Q09
 Weather: Partly cloudy - Temp: 19.1C
 Track: Dry - Temp: 30.6C


Started at: 14:31:54
 Laps: 15 Min
 Starters: 19
 Printed at: 14:55


PROVISIONAL CLASSIFICATION


Pos	No	Name	Machine	Fastest Lap	On Lap	Behind Leader	Behind Prev
1	29	Hayden NELSON (NSW) / bLU cRU Yamaha / FIM Oceania / Motul / MA / Pirelli / Ricondi / AGV	Yamaha YZF-R15	1:15.432	12 of 12		
2	26	Cameron SWAIN (QLD) / bLU cRU Yamaha / FIM Oceania / Motul / MA / Pirelli / Ricondi / AGV	Yamaha YZF-R15	1:15.825	6 of 11	.393	.393
3	68	Ryan LARKIN (VIC) / bLU cRU Yamaha / FIM Oceania / Motul / MA / Pirelli / Ricondi / AGV	Yamaha YZF-R15	1:16.229	7 of 12	.797	.404
4	72	Levi RUSSO (NSW) / bLU cRU Yamaha / FIM Oceania / Motul / MA / Pirelli / Ricondi / AGV	Yamaha YZF-R15	1:16.230	11 of 12	.798	.001
5	65	Nate O'NEILL (QLD) / bLU cRU Yamaha / FIM Oceania / Motul / MA / Pirelli / Ricondi / AGV	Yamaha YZF-R15	1:16.246	10 of 12	.814	.016
6	33	Jack FAVELLE (NSW) / bLU cRU Yamaha / FIM Oceania / Motul / MA / Pirelli / Ricondi / AGV	Yamaha YZF-R15	1:16.533	7 of 11	1.101	.287
7	41	Hudson THOMPSON (NSW) / bLU cRU Yamaha / FIM Oceania / Motul / MA / Pirelli / Ricondi / AGV	Yamaha YZF-R15	1:16.963	11 of 12	1.531	.430
8	35	Varis FLEMING (VIC) / bLU cRU Yamaha / FIM Oceania / Motul / MA / Pirelli / Ricondi / AGV	Yamaha YZF-R15	1:17.334	11 of 11	1.902	.371
9	14	Harrison WATTS (QLD) / bLU cRU Yamaha / FIM Oceania / Motul / MA / Pirelli / Ricondi / AGV	Yamaha YZF-R15	1:17.399	9 of 12	1.967	.065
10	42	Riley NAUTA (QLD) / bLU cRU Yamaha / FIM Oceania / Motul / MA / Pirelli / Ricondi / AGV	Yamaha YZF-R15	1:17.630	7 of 12	2.198	.231
11	13	Marcus HAMOD (NSW) / bLU cRU Yamaha / FIM Oceania / Motul / MA / Pirelli / Ricondi / AGV	Yamaha YZF-R15	1:17.824	12 of 12	2.392	.194
12	46	William HUNT (NSW) / bLU cRU Yamaha / FIM Oceania / Motul / MA / Pirelli / Ricondi / AGV	Yamaha YZF-R15	1:18.337	11 of 12	2.905	.513
13	74	Bodie PAIGE (QLD) / bLU cRU Yamaha / FIM Oceania / Motul / MA / Pirelli / Ricondi / AGV	Yamaha YZF-R15	1:18.447	11 of 12	3.015	.110
14	12	Nikolas LAKUSIC (QLD) / bLU cRU Yamaha / FIM Oceania / Motul / MA / Pirelli / Ricondi / AGV	Yamaha YZF-R15	1:18.923	7 of 12	3.491	.476
15	93	Tate McCLURE (VIC) / bLU cRU Yamaha / FIM Oceania / Motul / MA / Pirelli / Ricondi / AGV	Yamaha YZF-R15	1:19.046	6 of 12	3.614	.123
16	27	Toby JAMES (VIC) / bLU cRU Yamaha / FIM Oceania / Motul / MA / Pirelli / Ricondi / AGV	Yamaha YZF-R15	1:19.220	9 of 12	3.788	.174
17	18	Elijah ANDREW (NSW) / bLU cRU Yamaha / FIM Oceania / Motul / MA / Pirelli / Ricondi / AGV	Yamaha YZF-R15	1:19.647	8 of 12	4.215	.427
18	48	Valentino KNEZOVIC (NSW) / bLU cRU Yamaha / FIM Oceania / Motul / MA / Pirelli / Ricondi / AGV	Yamaha YZF-R15	1:19.797	5 of 11	4.365	.150
19	40	Oliver SKINNER (TAS) / bLU cRU Yamaha / FIM Oceania / Motul / MA / Pirelli / Ricondi / AGV	Yamaha YZF-R15	1:20.076	12 of 12	4.644	.279

New qualifying record for OJC class - Previous: 1:15.651 by Marianos NIKOLIS (NSW) on a Yamaha YZF-R15 set on 04/12/20

The results are provisional until the end of the time limit for protests and appeals.


 Chief Timekeeper - Scott Lang


 Race Director - Tom Williams


 Clerk of Course - Paul Hinds



www.computime.com.au
 COMPUTIME RACE TIMING SYSTEMS PTY LTD





Wakefield Park Raceway

Round 3 : April 16 - 18



bLU cRU OCEANIA JUNIOR CUP

Qualifying 2



ASBK.COM.AU f t i y

Date: 17/04/21
 Event: Q09
 Weather: Partly cloudy - Temp: 19.1C
 Track: Dry - Temp: 30.6C

Started at: 14:31:54
 Laps: 15 Min
 Starters: 19
 Printed at: 14:55

PROVISIONAL LAP TIMES

No	Name	Lap 1	Lap 2	Lap 3	Lap 4	Lap 5	Lap 6	Lap 7	Lap 8	Lap 9	Lap 10	Lap 11	Lap 12
12	Nikolas LAKUSIC (QLD)	1:32.786	1:20.611	1:20.085	1:20.046	1:19.257	1:19.020	1:18.923	1:18.995	1:19.973	1:19.513	1:20.081	1:19.694
13	Marcus HAMOD (NSW)	1:29.670	1:19.742	1:19.913	1:20.378	1:19.491	1:19.259	1:18.520	1:18.379	1:18.209	1:18.196	1:18.121	1:17.824
14	Harrison WATTS (QLD)	1:24.331	1:19.409	1:19.092	1:19.289	1:20.407	1:23.739	1:18.430	1:17.669	1:17.399	1:18.300	1:19.945	1:17.627
18	Elijah ANDREW (NSW)	1:31.443	1:20.864	1:19.987	1:20.150	1:20.948	1:20.417	1:20.169	1:19.647	1:20.387	1:20.629	1:20.516	1:19.786
26	Cameron SWAIN (QLD)	1:52.966	1:17.859	1:17.123	1:16.853	1:16.226	1:15.825	1:46.672	1:27.213	1:16.528	1:16.560	1:16.298	
27	Toby JAMES (VIC)	1:28.537	1:21.475	1:20.793	1:20.347	1:21.380	1:19.802	1:19.514	1:19.706	1:19.220	1:19.912	1:19.572	1:19.716
29	Hayden NELSON (NSW)	1:30.933	1:19.639	1:18.980	1:15.865	1:18.426	1:18.266	1:16.485	1:18.358	1:17.779	1:17.256	1:18.063	1:15.432
33	Jack FAVELLE (NSW)	1:30.142	1:20.517	1:21.000	1:22.777	1:25.316	1:17.426	1:16.533	1:21.755	2:28.345	1:29.230	1:20.209	
35	Varis FLEMING (VIC)	1:32.694	1:18.740	1:57.655	1:36.158	1:18.203	1:18.242	1:51.191	1:27.599	1:17.550	1:19.119	1:17.334	
40	Oliver SKINNER (TAS)	1:26.968	1:21.041	1:21.423	1:21.633	1:20.274	1:20.782	1:20.979	1:20.501	1:21.055	1:21.235	1:20.713	1:20.076
41	Hudson THOMPSON (NSW)	1:29.982	1:18.994	1:17.811	1:17.482	1:18.265	1:17.674	1:17.261	1:17.393	1:17.537	1:17.602	1:16.963	1:17.422
42	Riley NAUTA (QLD)	1:25.389	1:19.178	1:19.260	1:19.370	1:19.410	1:18.612	1:17.630	1:18.017	1:17.671	1:17.727	1:17.922	1:18.742
46	William HUNT (NSW)	1:26.335	1:19.869	1:19.547	1:18.930	1:19.766	1:19.069	1:19.625	1:19.084	1:18.685	1:19.072	1:18.337	1:18.540
48	Valentino KNEZOVIC (NSW)	1:32.361	1:20.656	1:20.061	1:20.800	1:19.797	1:19.797	1:19.991	1:20.792	1:53.138	1:31.226	1:20.854	
65	Nate O'NEILL (QLD)	1:29.906	1:19.702	1:18.642	1:17.055	1:17.249	1:18.649	1:16.674	1:17.808	1:17.408	1:16.246	1:16.793	1:16.897
68	Ryan LARKIN (VIC)	1:31.774	1:18.866	1:17.860	1:17.508	1:18.495	1:19.325	1:16.229	1:17.417	1:17.256	1:16.647	1:16.723	1:17.322
72	Levi RUSSO (NSW)	1:30.177	1:19.242	1:19.954	1:17.665	1:17.670	1:17.432	1:17.094	1:17.271	1:17.954	1:16.305	1:16.230	1:17.932
74	Bodie PAIGE (QLD)	1:24.612	1:19.656	1:19.495	1:19.775	1:19.210	1:19.488	1:19.922	1:18.590	1:18.913	1:18.966	1:18.447	1:18.449
93	Tate McCLURE (VIC)	1:30.643	1:20.542	1:19.872	1:20.344	1:20.084	1:19.046	1:19.078	1:19.595	1:20.055	1:20.130	1:19.387	1:20.070

The results are provisional until the end of the time limit for protests and appeals.

Scott Lang
 Chief Timekeeper - Scott Lang

Tom Williams
 Race Director - Tom Williams

Paul Hinds
 Clerk of Course - Paul Hinds



www.computime.com.au
 COMPUTIME RACE TIMING SYSTEMS PTY LTD





Wakefield Park Raceway

Round 3 : April 16 - 18



bLU cRU OCEANIA JUNIOR CUP

Qualifying 2



ASBK.COM.AU f t i y

Date: 17/04/21
 Event: Q09
 Weather: Partly cloudy - Temp: 19.1C
 Track: Dry - Temp: 30.6C

Started at: 14:31:54
 Laps: 15 Min
 Starters: 19
 Printed at: 14:55

PROVISIONAL SPLIT TIMES

Lap	Split 1	Split 2	Split 3	Lap Time	Lap	Split 1	Split 2	Split 3	Lap Time
12 Nikolas LAKUSIC (QLD) (14th)					3	22.590	28.331	29.066	1:19.987
1	33.011	30.195	29.580	1:32.786	4	22.617	28.391	29.142	1:20.150
2	22.835	28.507	29.269	1:20.611	5	23.238	28.458	29.252	1:20.948
3	22.848	28.251	28.986	1:20.085	6	22.634	28.655	29.128	1:20.417
4	22.526	28.111	29.409	1:20.046	7	22.520	28.002	29.647	1:20.169
5	22.265	28.003	28.989	1:19.257	8	22.563	27.930	29.154	1:19.647
6	22.140	27.693	29.187	1:19.020	9	22.767	28.208	29.412	1:20.387
7	22.317	27.711	28.895	1:18.923	10	22.515	28.689	29.425	1:20.629
8	22.302	27.564	29.129	1:18.995	11	22.651	28.469	29.396	1:20.516
9	22.311	28.189	29.473	1:19.973	12	22.538	28.227	29.021	1:19.786
10	22.461	27.757	29.295	1:19.513	26 Cameron SWAIN (QLD) (2nd)				
11	22.412	28.179	29.490	1:20.081	1	54.835	28.316	29.815	1:52.966
12	22.558	27.894	29.242	1:19.694	2	21.961	26.668	29.230	1:17.859
13 Marcus HAMOD (NSW) (11th)					3	21.611	26.523	28.989	1:17.123
1	30.440	29.250	29.980	1:29.670	4	21.628	26.347	28.878	1:16.853
2	22.659	27.691	29.392	1:19.742	5	21.512	26.126	28.588	1:16.226
3	22.112	28.056	29.745	1:19.913	6	21.247	26.022	28.556	1:15.825
4	22.510	28.240	29.628	1:20.378	7	21.295	26.909	58.468	1:46.672
5	22.223	27.744	29.524	1:19.491	8	31.781	26.566	28.866	1:27.213 P
6	22.592	27.276	29.391	1:19.259	9	21.571	26.180	28.777	1:16.528
7	22.303	26.990	29.227	1:18.520	10	21.521	26.288	28.751	1:16.560
8	22.218	27.030	29.131	1:18.379	11	21.524	26.080	28.694	1:16.298
9	22.111	26.889	29.209	1:18.209	27 Toby JAMES (VIC) (16th)				
10	22.096	26.749	29.351	1:18.196	1	29.415	28.898	30.224	1:28.537
11	22.070	26.818	29.233	1:18.121	2	23.330	28.219	29.926	1:21.475
12	22.058	26.824	28.942	1:17.824	3	22.709	28.022	30.062	1:20.793
14 Harrison WATTS (QLD) (9th)					4	22.415	28.000	29.932	1:20.347
1	27.053	27.891	29.387	1:24.331	5	22.798	28.871	29.711	1:21.380
2	22.406	27.966	29.037	1:19.409	6	22.629	27.740	29.433	1:19.802
3	22.398	27.487	29.207	1:19.092	7	22.600	27.706	29.208	1:19.514
4	22.425	27.741	29.123	1:19.289	8	22.561	27.734	29.411	1:19.706
5	24.107	27.566	28.734	1:20.407	9	22.368	27.619	29.233	1:19.220
6	23.593	30.961	29.185	1:23.739	10	22.408	27.894	29.610	1:19.912
7	22.259	27.283	28.888	1:18.430	11	22.348	27.414	29.810	1:19.572
8	22.183	26.853	28.633	1:17.669	12	22.432	28.134	29.150	1:19.716
9	21.951	26.750	28.698	1:17.399	29 Hayden NELSON (NSW) (1st)				
10	21.773	27.383	29.144	1:18.300	1	30.888	29.201	30.844	1:30.933
11	22.983	28.153	28.809	1:19.945	2	22.722	27.792	29.125	1:19.639
12	21.933	27.308	28.386	1:17.627	3	22.480	27.546	28.954	1:18.980
18 Elijah ANDREW (NSW) (17th)					4	21.504	26.054	28.307	1:15.865
1	31.697	30.267	29.479	1:31.443	5	21.837	27.336	29.253	1:18.426
2	22.722	28.916	29.226	1:20.864	6	22.362	27.122	28.782	1:18.266

Scott Laing
 Chief Timekeeper - Scott Laing

Tom Williams
 Race Director - Tom Williams

Paul Hinds
 Clerk of Course - Paul Hinds



www.computime.com.au
 COMPUTIME RACE TIMING SYSTEMS PTY LTD





Wakefield Park Raceway

Round 3 : April 16 - 18



bLU cRU OCEANIA JUNIOR CUP

Qualifying 2



ASBK.COM.AU f t i y

Date: 17/04/21
 Event: Q09
 Weather: Partly cloudy - Temp: 19.1C
 Track: Dry - Temp: 30.6C

Started at: 14:31:54
 Laps: 15 Min
 Starters: 19
 Printed at: 14:55

PROVISIONAL SPLIT TIMES

Lap	Split 1	Split 2	Split 3	Lap Time	Lap	Split 1	Split 2	Split 3	Lap Time
7	21.644	26.179	28.662	1:16.485	12	22.497	28.108	29.471	1:20.076
8	22.503	26.497	29.358	1:18.358					
9	22.247	26.706	28.826	1:17.779					
10	21.241	26.821	29.194	1:17.256	41 Hudson THOMPSON (NSW) (7th)				
11	21.796	26.837	29.430	1:18.063	1	30.394	29.249	30.339	1:29.982
12	21.287	25.825	28.320	1:15.432	2	22.869	27.403	28.722	1:18.994
					3	21.988	26.838	28.985	1:17.811
					4	22.402	26.679	28.401	1:17.482
33 Jack FAVELLE (NSW) (6th)					5	21.791	27.336	29.138	1:18.265
1	30.566	29.152	30.424	1:30.142	6	21.776	26.682	29.216	1:17.674
2	23.556	27.923	29.038	1:20.517	7	21.968	26.538	28.755	1:17.261
3	23.087	28.783	29.130	1:21.000	8	21.901	26.484	29.008	1:17.393
4	21.645	29.972	31.160	1:22.777	9	21.978	26.561	28.998	1:17.537
5	24.599	29.852	30.865	1:25.316	10	21.911	26.525	29.166	1:17.602
6	22.117	26.613	28.696	1:17.426	11	22.019	26.248	28.696	1:16.963
7	21.470	26.520	28.543	1:16.533	12	21.948	26.830	28.644	1:17.422
8	22.662	28.310	30.783	1:21.755					
9	22.802	28.461	1:37.082	2:28.345	42 Riley NAUTA (QLD) (10th)				
10	31.340	27.825	30.065	1:29.230 P	1	27.748	27.922	29.719	1:25.389
11	22.428	28.018	29.763	1:20.209	2	22.324	27.479	29.375	1:19.178
					3	22.220	27.314	29.726	1:19.260
35 Varis FLEMING (VIC) (8th)					4	22.403	27.685	29.282	1:19.370
1	32.875	29.804	30.015	1:32.694	5	22.253	27.705	29.452	1:19.410
2	21.948	27.885	28.907	1:18.740	6	22.576	27.021	29.015	1:18.612
3	22.464	28.236	1:06.955	1:57.655	7	22.296	26.752	28.582	1:17.630
4	39.295	27.463	29.400	1:36.158 P	8	22.035	26.998	28.984	1:18.017
5	22.055	26.851	29.297	1:18.203	9	22.097	26.900	28.674	1:17.671
6	22.104	26.901	29.237	1:18.242	10	22.064	27.142	28.521	1:17.727
7	22.587	28.035	1:00.569	1:51.191	11	21.981	27.133	28.808	1:17.922
8	31.019	27.266	29.314	1:27.599 P	12	22.013	27.555	29.174	1:18.742
9	21.958	26.766	28.826	1:17.550					
10	21.901	27.896	29.322	1:19.119	46 William HUNT (NSW) (12th)				
11	21.952	26.853	28.529	1:17.334	1	28.329	28.072	29.934	1:26.335
					2	22.668	27.778	29.423	1:19.869
40 Oliver SKINNER (TAS) (19th)					3	22.633	27.664	29.250	1:19.547
1	27.373	29.397	30.198	1:26.968	4	22.051	27.698	29.181	1:18.930
2	22.764	28.276	30.001	1:21.041	5	22.607	27.702	29.457	1:19.766
3	23.218	28.366	29.839	1:21.423	6	22.376	27.498	29.195	1:19.069
4	22.398	28.596	30.639	1:21.633	7	22.711	27.549	29.365	1:19.625
5	22.585	28.138	29.551	1:20.274	8	22.302	27.637	29.145	1:19.084
6	22.707	28.312	29.763	1:20.782	9	22.085	27.569	29.031	1:18.685
7	22.332	28.507	30.140	1:20.979	10	22.297	27.542	29.233	1:19.072
8	22.681	28.205	29.615	1:20.501	11	22.098	27.225	29.014	1:18.337
9	22.778	28.230	30.047	1:21.055	12	22.078	27.268	29.194	1:18.540
10	22.768	28.716	29.751	1:21.235					
11	22.739	28.314	29.660	1:20.713	48 Valentino KNEZOVIC (NSW) (18th)				

Scott Laing
 Chief Timekeeper - Scott Laing

Tom Williams
 Race Director - Tom Williams

Paul Hinds
 Clerk of Course - Paul Hinds



www.computime.com.au
 COMPUTIME RACE TIMING SYSTEMS PTY LTD





Wakefield Park Raceway

Round 3 : April 16 - 18



bLU cRU OCEANIA JUNIOR CUP

Qualifying 2



ASBK.COM.AU f t i y

Date: 17/04/21
 Event: Q09
 Weather: Partly cloudy - Temp: 19.1C
 Track: Dry - Temp: 30.6C

Started at: 14:31:54
 Laps: 15 Min
 Starters: 19
 Printed at: 14:55

PROVISIONAL SPLIT TIMES

Lap	Split 1	Split 2	Split 3	Lap Time	Lap	Split 1	Split 2	Split 3	Lap Time
1	32.197	29.968	30.196	1:32.361	2	22.694	27.504	29.044	1:19.242
2	22.638	28.396	29.622	1:20.656	3	22.848	27.990	29.116	1:19.954
3	22.590	28.353	29.118	1:20.061	4	21.757	27.137	28.771	1:17.665
4	22.786	28.421	29.593	1:20.800	5	21.899	27.115	28.656	1:17.670
5	22.588	27.871	29.338	1:19.797	6	21.864	27.155	28.413	1:17.432
6	22.504	27.998	29.295	1:19.797	7	22.292	26.583	28.219	1:17.094
7	22.698	27.826	29.467	1:19.991	8	21.561	27.082	28.628	1:17.271
8	22.685	28.353	29.754	1:20.792	9	22.000	27.133	28.821	1:17.954
9	22.785	28.062	1:02.291	1:53.138	10	21.257	26.802	28.246	1:16.305
10	32.546	28.634	30.046	1:31.226 P	11	21.486	26.548	28.196	1:16.230
11	22.755	28.212	29.887	1:20.854	12	22.115	26.992	28.825	1:17.932

65 Nate O'NEILL (QLD) (5th)

1	30.298	29.147	30.461	1:29.906
2	23.209	27.830	28.663	1:19.702
3	21.747	27.542	29.353	1:18.642
4	21.610	26.660	28.785	1:17.055
5	21.576	26.770	28.903	1:17.249
6	22.233	27.422	28.994	1:18.649
7	22.248	26.299	28.127	1:16.674
8	22.032	27.151	28.625	1:17.808
9	22.007	26.952	28.449	1:17.408
10	21.439	26.372	28.435	1:16.246
11	22.028	26.298	28.467	1:16.793
12	21.533	26.585	28.779	1:16.897

74 Bodie PAIGE (QLD) (13th)

1	26.732	28.284	29.596	1:24.612
2	22.170	28.014	29.472	1:19.656
3	23.206	27.420	28.869	1:19.495
4	22.624	27.764	29.387	1:19.775
5	22.318	27.327	29.565	1:19.210
6	22.398	27.692	29.398	1:19.488
7	23.200	27.345	29.377	1:19.922
8	21.886	27.621	29.083	1:18.590
9	22.216	27.507	29.190	1:18.913
10	22.151	27.659	29.156	1:18.966
11	22.049	27.362	29.036	1:18.447
12	22.007	27.250	29.192	1:18.449

68 Ryan LARKIN (VIC) (3rd)

1	32.241	28.747	30.786	1:31.774
2	22.339	27.493	29.034	1:18.866
3	22.230	26.793	28.837	1:17.860
4	21.771	27.044	28.693	1:17.508
5	22.157	27.209	29.129	1:18.495
6	22.216	27.488	29.621	1:19.325
7	21.584	26.351	28.294	1:16.229
8	22.130	26.962	28.325	1:17.417
9	22.117	26.480	28.659	1:17.256
10	21.596	26.427	28.624	1:16.647
11	21.895	26.317	28.511	1:16.723
12	21.857	26.790	28.675	1:17.322

93 Tate McCLURE (VIC) (15th)

1	30.980	29.146	30.517	1:30.643
2	22.998	28.021	29.523	1:20.542
3	22.556	27.916	29.400	1:19.872
4	22.222	28.257	29.865	1:20.344
5	22.209	27.996	29.879	1:20.084
6	22.366	27.296	29.384	1:19.046
7	22.329	27.235	29.514	1:19.078
8	22.472	27.585	29.538	1:19.595
9	22.475	27.811	29.769	1:20.055
10	22.485	28.065	29.580	1:20.130
11	22.347	27.322	29.718	1:19.387
12	22.597	28.178	29.295	1:20.070

72 Levi RUSSO (NSW) (4th)

1	30.012	29.001	31.164	1:30.177
---	--------	--------	--------	----------

The results are provisional until the end of the time limit for protests and appeals.

Scott Laing
 Chief Timekeeper - Scott Laing

Tom Williams
 Race Director - Tom Williams

Paul Hinds
 Clerk of Course - Paul Hinds



www.computime.com.au
 COMPUTIME RACE TIMING SYSTEMS PTY LTD





Wakefield Park Raceway

Round 3 : April 16 - 18



bLU cRU OCEANIA JUNIOR CUP

Qualifying 2



ASBK.COM.AU f t i y

Date: 17/04/21
 Event: Q09
 Weather: Partly cloudy - Temp: 19.1C
 Track: Dry - Temp: 30.6C

Started at: 14:31:54
 Laps: 15 Min
 Starters: 19
 Printed at: 14:55

PROVISIONAL FASTEST LAPS SEQUENCE

Race Time	No	Name	Machine	Fastest Lap	On Lap
1:26.886	74	Bodie PAIGE (QLD)	Yamaha YZF-R15	1:24.612	1
1:27.441	14	Harrison WATTS (QLD)	Yamaha YZF-R15	1:24.331	1
2:46.542	74	Bodie PAIGE (QLD)	Yamaha YZF-R15	1:19.656	2
2:46.559	42	Riley NAUTA (QLD)	Yamaha YZF-R15	1:19.178	2
2:51.521	41	Hudson THOMPSON (NSW)	Yamaha YZF-R15	1:18.994	2
2:51.562	68	Ryan LARKIN (VIC)	Yamaha YZF-R15	1:18.866	2
2:53.106	35	Varis FLEMING (VIC)	Yamaha YZF-R15	1:18.740	2
3:13.657	26	Cameron SWAIN (QLD)	Yamaha YZF-R15	1:17.859	2
4:09.332	41	Hudson THOMPSON (NSW)	Yamaha YZF-R15	1:17.811	3
4:30.780	26	Cameron SWAIN (QLD)	Yamaha YZF-R15	1:17.123	3
5:26.910	29	Hayden NELSON (NSW)	Yamaha YZF-R15	1:15.865	4
8:19.684	26	Cameron SWAIN (QLD)	Yamaha YZF-R15	1:15.825	6
15:46.975	29	Hayden NELSON (NSW)	Yamaha YZF-R15	1:15.432	12

The results are provisional until the end of the time limit for protests and appeals.

Scott Lang
 Chief Timekeeper - Scott Lang

Tom Williams
 Race Director - Tom Williams

Paul Hinds
 Clerk of Course - Paul Hinds



www.computime.com.au
 COMPUTIME RACE TIMING SYSTEMS PTY LTD





Wakefield Park Raceway

Round 3 : April 16 - 18



bLU cRU OCEANIA JUNIOR CUP

Qualifying 2



ASBK.COM.AU f t i y

Date: 17/04/21
 Event: Q09
 Weather: Partly cloudy - Temp: 19.1C
 Track: Dry - Temp: 30.6C

Started at: 14:31:54
 Laps: 15 Min
 Starters: 19
 Printed at: 14:55

PROVISIONAL BEST PARTIAL TIMES

Pos	Split 1		Split 2		Split 3		LAP		Ideal	Fastest
	Name	Time	Name	Time	Name	Time	Name	Time		
1	H. NELSON	21.241	H. NELSON	25.825	N. O'NEILL	28.127	H. NELSON	1:15.373	1:15.432	
2	C. SWAIN	21.247	C. SWAIN	26.022	L. RUSSO	28.196	C. SWAIN	1:15.825	1:15.825	
3	L. RUSSO	21.257	H. THOMPSON	26.248	R. LARKIN	28.294	N. O'NEILL	1:15.864	1:16.246	
4	N. O'NEILL	21.439	N. O'NEILL	26.298	H. NELSON	28.307	L. RUSSO	1:16.001	1:16.230	
5	J. FAVELLE	21.470	R. LARKIN	26.317	H. WATTS	28.386	R. LARKIN	1:16.195	1:16.229	
6	R. LARKIN	21.584	J. FAVELLE	26.520	H. THOMPSON	28.401	H. THOMPSON	1:16.425	1:16.963	
7	H. WATTS	21.773	L. RUSSO	26.548	R. NAUTA	28.521	J. FAVELLE	1:16.533	1:16.533	
8	H. THOMPSON	21.776	M. HAMOD	26.749	V. FLEMING	28.529	H. WATTS	1:16.909	1:17.399	
9	B. PAIGE	21.886	H. WATTS	26.750	J. FAVELLE	28.543	V. FLEMING	1:17.196	1:17.334	
10	V. FLEMING	21.901	R. NAUTA	26.752	C. SWAIN	28.556	R. NAUTA	1:17.254	1:17.630	
11	R. NAUTA	21.981	V. FLEMING	26.766	B. PAIGE	28.869	M. HAMOD	1:17.749	1:17.824	
12	W. HUNT	22.051	W. HUNT	27.225	N. LAKUSIC	28.895	B. PAIGE	1:18.005	1:18.447	
13	M. HAMOD	22.058	T. McCLURE	27.235	M. HAMOD	28.942	W. HUNT	1:18.290	1:18.337	
14	N. LAKUSIC	22.140	B. PAIGE	27.250	W. HUNT	29.014	N. LAKUSIC	1:18.599	1:18.923	
15	T. McCLURE	22.209	T. JAMES	27.414	E. ANDREW	29.021	T. McCLURE	1:18.739	1:19.046	
16	O. SKINNER	22.332	N. LAKUSIC	27.564	V. KNEZOVIC	29.118	T. JAMES	1:18.912	1:19.220	
17	T. JAMES	22.348	V. KNEZOVIC	27.826	T. JAMES	29.150	V. KNEZOVIC	1:19.448	1:19.797	
18	V. KNEZOVIC	22.504	E. ANDREW	27.930	T. McCLURE	29.295	E. ANDREW	1:19.466	1:19.647	
19	E. ANDREW	22.515	O. SKINNER	28.108	O. SKINNER	29.471	O. SKINNER	1:19.911	1:20.076	

The results are provisional until the end of the time limit for protests and appeals.

Scott Laing
 Chief Timekeeper - Scott Laing

Tom Williams
 Race Director - Tom Williams

Paul Hinds
 Clerk of Course - Paul Hinds



www.computime.com.au
 COMPUTIME RACE TIMING SYSTEMS PTY LTD





Wakefield Park Raceway

Round 3 : April 16 - 18



bLU cRU OCEANIA JUNIOR CUP

Overall Qualifying



ASBK.COM.AU f t i y

PROVISIONAL MERGED CLASSIFICATION

Date: 17/04/21

Printed at: 14:55

Pos	No	Name	Machine	Event Q05	Event Q09	Fastest Lap
1	29	Hayden NELSON (NSW) / bLU cRU Yamaha / FIM Oceania / Motul / MA / Pirelli / Ricondi / AGV	Yamaha YZF-R15	1:15.909	1:15.432	1:15.432
2	26	Cameron SWAIN (QLD) / bLU cRU Yamaha / FIM Oceania / Motul / MA / Pirelli / Ricondi / AGV	Yamaha YZF-R15	1:16.237	1:15.825	1:15.825
3	68	Ryan LARKIN (VIC) / bLU cRU Yamaha / FIM Oceania / Motul / MA / Pirelli / Ricondi / AGV	Yamaha YZF-R15	1:16.029	1:16.229	1:16.029
4	72	Levi RUSSO (NSW) / bLU cRU Yamaha / FIM Oceania / Motul / MA / Pirelli / Ricondi / AGV	Yamaha YZF-R15	1:16.945	1:16.230	1:16.230
5	65	Nate O'NEILL (QLD) / bLU cRU Yamaha / FIM Oceania / Motul / MA / Pirelli / Ricondi / AGV	Yamaha YZF-R15	1:16.974	1:16.246	1:16.246
6	33	Jack FAVELLE (NSW) / bLU cRU Yamaha / FIM Oceania / Motul / MA / Pirelli / Ricondi / AGV	Yamaha YZF-R15	1:17.322	1:16.533	1:16.533
7	41	Hudson THOMPSON (NSW) / bLU cRU Yamaha / FIM Oceania / Motul / MA / Pirelli / Ricondi / AGV	Yamaha YZF-R15	1:17.115	1:16.963	1:16.963
8	35	Varis FLEMING (VIC) / bLU cRU Yamaha / FIM Oceania / Motul / MA / Pirelli / Ricondi / AGV	Yamaha YZF-R15	1:17.193	1:17.334	1:17.193
9	14	Harrison WATTS (QLD) / bLU cRU Yamaha / FIM Oceania / Motul / MA / Pirelli / Ricondi / AGV	Yamaha YZF-R15	1:17.895	1:17.399	1:17.399
10	13	Marcus HAMOD (NSW) / bLU cRU Yamaha / FIM Oceania / Motul / MA / Pirelli / Ricondi / AGV	Yamaha YZF-R15	1:17.483	1:17.824	1:17.483
11	42	Riley NAUTA (QLD) / bLU cRU Yamaha / FIM Oceania / Motul / MA / Pirelli / Ricondi / AGV	Yamaha YZF-R15	1:17.931	1:17.630	1:17.630
12	46	William HUNT (NSW) / bLU cRU Yamaha / FIM Oceania / Motul / MA / Pirelli / Ricondi / AGV	Yamaha YZF-R15	1:19.297	1:18.337	1:18.337
13	74	Bodie PAIGE (QLD) / bLU cRU Yamaha / FIM Oceania / Motul / MA / Pirelli / Ricondi / AGV	Yamaha YZF-R15	1:18.823	1:18.447	1:18.447
14	12	Nikolas LAKUSIC (QLD) / bLU cRU Yamaha / FIM Oceania / Motul / MA / Pirelli / Ricondi / AGV	Yamaha YZF-R15	1:19.592	1:18.923	1:18.923
15	93	Tate McCLURE (VIC) / bLU cRU Yamaha / FIM Oceania / Motul / MA / Pirelli / Ricondi / AGV	Yamaha YZF-R15	1:20.762	1:19.046	1:19.046
16	27	Toby JAMES (VIC) / bLU cRU Yamaha / FIM Oceania / Motul / MA / Pirelli / Ricondi / AGV	Yamaha YZF-R15	1:19.326	1:19.220	1:19.220
17	18	Elijah ANDREW (NSW) / bLU cRU Yamaha / FIM Oceania / Motul / MA / Pirelli / Ricondi / AGV	Yamaha YZF-R15	1:20.125	1:19.647	1:19.647
18	48	Valentino KNEZOVIC (NSW) / bLU cRU Yamaha / FIM Oceania / Motul / MA / Pirelli / Ricondi / AGV	Yamaha YZF-R15	1:19.965	1:19.797	1:19.797
19	40	Oliver SKINNER (TAS) / bLU cRU Yamaha / FIM Oceania / Motul / MA / Pirelli / Ricondi / AGV	Yamaha YZF-R15	1:20.099	1:20.076	1:20.076

*** ALL RIDERS QUALIFY ***

The results are provisional until the end of the time limit for protests and appeals.

Scott Lang
Chief Timekeeper - Scott Lang

Tom Williams
Race Director - Tom Williams

Paul Hinds
Clerk of Course - Paul Hinds



www.computime.com.au
COMPUTIME RACE TIMING SYSTEMS PTY LTD





Wakefield Park Raceway

Round 3 : April 16 - 18



ASBK.COM.AU f t i y

bLU cRU OCEANIA GP JUNIOR CUP
EVENTS 3, 6, & 11

PROVISIONAL MERGED GRID SHEET

Date: 17/04/21

Printed at: 14:55



1	29 H. NELSON 1:15.432	26 C. SWAIN 1:15.825	68 R. LARKIN 1:16.029
2	72 L. RUSSO 1:16.230	65 N. O'NEILL 1:16.246	33 J. FAVELLE 1:16.533
3	41 H. THOMPSON 1:16.963	35 V. FLEMING 1:17.193	14 H. WATTS 1:17.399
4	13 M. HAMOD 1:17.483	42 R. NAUTA 1:17.630	46 W. HUNT 1:18.337
5	74 B. PAIGE 1:18.447	12 N. LAKUSIC 1:18.923	93 T. McCLURE 1:19.046
6	27 T. JAMES 1:19.220	18 E. ANDREW 1:19.647	48 V. KNEZOVIC 1:19.797
7	40 O. SKINNER 1:20.076		

Scott Lang
Chief Timekeeper - Scott Lang

Tom Williams
Race Director - Tom Williams

Paul Hinds
Clerk of Course - Paul Hinds



www.computime.com.au
COMPUTIME RACE TIMING SYSTEMS PTY LTD





Wakefield Park Raceway




Round 3 : April 16 - 18



bLU cRU OCEANIA JUNIOR CUP

Qualifying 2



ASBK.COM.AU    


Date: 17/04/21
Event: Q09
Weather: Partly cloudy - Temp: 19.1C
Track: Dry - Temp: 30.6C

Started at: 14:31:54
Laps: 15 Min
Starters: 19
Printed at: 14:55

PROVISIONAL RACE INFORMATION

Time	Description
14:31:54	Event Start
14:47:17	Chequered Flag
14:49:00	Event Finish
14:50:07	NEW QUALIFYING RECORD - Prev: 1:15.651 - M. NIKOLIS (2020)

The results are provisional until the end of the time limit for protests and appeals.



Chief Timekeeper - Scott Lang



Race Director - Tom Williams



Clerk of Course - Paul Hinds



www.computime.com.au
COMPUTIME RACE TIMING SYSTEMS PTY LTD

